



Kahlotus School District

Kahlotus SD-K-12 Modernization

Schematic Design

10/31/2025



SITE AERIAL VIEW

ALSC ARCHITECTS
Architect
Ken Murphy
kmurphy@alscarchitects.com
203 N. Washington St., Ste. 400
Spokane, WA 99201
(509) 838-8568

MSI Engineers
Mechanical Engineer
Jess Stauffenberg
jess@msi-engineers.com
108 N. Washington St., Suite 505
Spokane, WA 99201
P. (509) 624-1050

MSI Engineers
Electrical Engineer
Ben Jennings
ben@msi-engineers.com
108 N. Washington St., Suite 505
Spokane, WA 99201
P. (509) 624-1050

DCI Engineers
Structural Engineer
David Giordano
dgiordano@dc-engineers.com
707 W. 2nd Ave
Spokane, WA 99201
P. (509) 455-4448



VICINITY MAP

KAHLOTUS SCHOOL DISTRICT SITE

DRAWING INDEX VOLUME 1

GENERAL	COVER AND DRAWING INDEX
G-001	SYMBOLS, ABBREVIATIONS, MOUNTING HEIGHTS
G-002	
ARCHITECTURAL	
AS101	ARCHITECTURAL SITE PLAN
AD101.1	HIGH SCHOOL DEMO REFLECTED CEILING PLAN
A-100.1	HIGH SCHOOL FLOOR PLAN
A-101.1	HIGH SCHOOL RCP
A-102.1	HIGH SCHOOL ROOF PLAN
A-510.1	HIGH SCHOOL EXTERIOR DETAILS
AD101.2	SHOP DEMO REFLECTED CEILING PLAN
A-100.2	SHOP FLOOR PLAN
A-101.2	SHOP RCP
A-102.2	SHOP ROOF PLAN
AD101.3	ELEMENTARY DEMO CEILING PLAN
A-100.3	ELEMENTARY FLOOR PLAN
A-101.3	ELEMENTARY RCP
A-102.3	ELEMENTARY ROOF PLAN
AD101.4	CAFE-AUDITORIUM DEMO CEILING PLAN
A-100.4	CAFE-AUDITORIUM FLOOR PLAN
A-101.4	CAFE-AUDITORIUM RCP
A-102.4	CAFE-AUDITORIUM ROOF PLAN
AD101.5	GYM DEMO REFLECTED CEILING PLAN
A-100.5	GYM FLOOR PLAN
A-101.5	GYM RCP
A-102.5	GYM ROOF PLAN
MECHANICAL	
MD-100	LEVEL 1 - HVAC DEMO
MD-102	LEVEL 1 - HVAC PIPING DEMO
MD-103	ROOF PLAN HVAC - DEMO
M-001	LEGENDS & ABBREVIATIONS
M-002	MECHANICAL SCHEDULES
M-101	LEVEL 1 - HVAC
M-102	LEVEL 1 - ROOF PLAN HVAC
M-103	LEVEL 1 - MECHANICAL PIPING
M-401	LEVEL 1 - MECHANICAL SECTIONS
M-501	MECHANICAL DETAILS



We bring our clients' stories to life.
203 N. Washington, Ste. 400
Spokane, WA 99201
(509) 838-8568
alscarchitects.com

**Kahlotus
SD-K-12
Modernization**

**Kahlotus
School District**

**Schematic
Design**

REV	DATE	DESCRIPTION

PROJ. NO.	2024-030
DRAWN	JL
PROJ MNGR	
DATE	10/31/2025

© ALSC ARCHITECTS, P.S.

**COVER AND
DRAWING
INDEX**

G-001



GENERAL NOTES - SITE	
1. REFER TO MECHANICAL AND ELECTRICAL DRAWINGS FOR ADDITIONAL INFORMATION	
2. THE CONTRACTOR IS REQUIRED TO MAINTAIN THE SECURITY OF THE CONSTRUCTION SITE AND TO SEPARATE THE PUBLIC FROM CONSTRUCTION ACTIVITIES.	
CODED NOTES	
NUMBER	DESCRIPTION

We bring our clients' stories to life.

203 N. Washington, Ste. 400
Spokane, WA 99201
509.838.8668

alscarchitects.com

**Kahlotus
SD-K-12
Modernization**

**Kahlotus
School District**

**Schematic
Design**

REV	DATE	DESCRIPTION

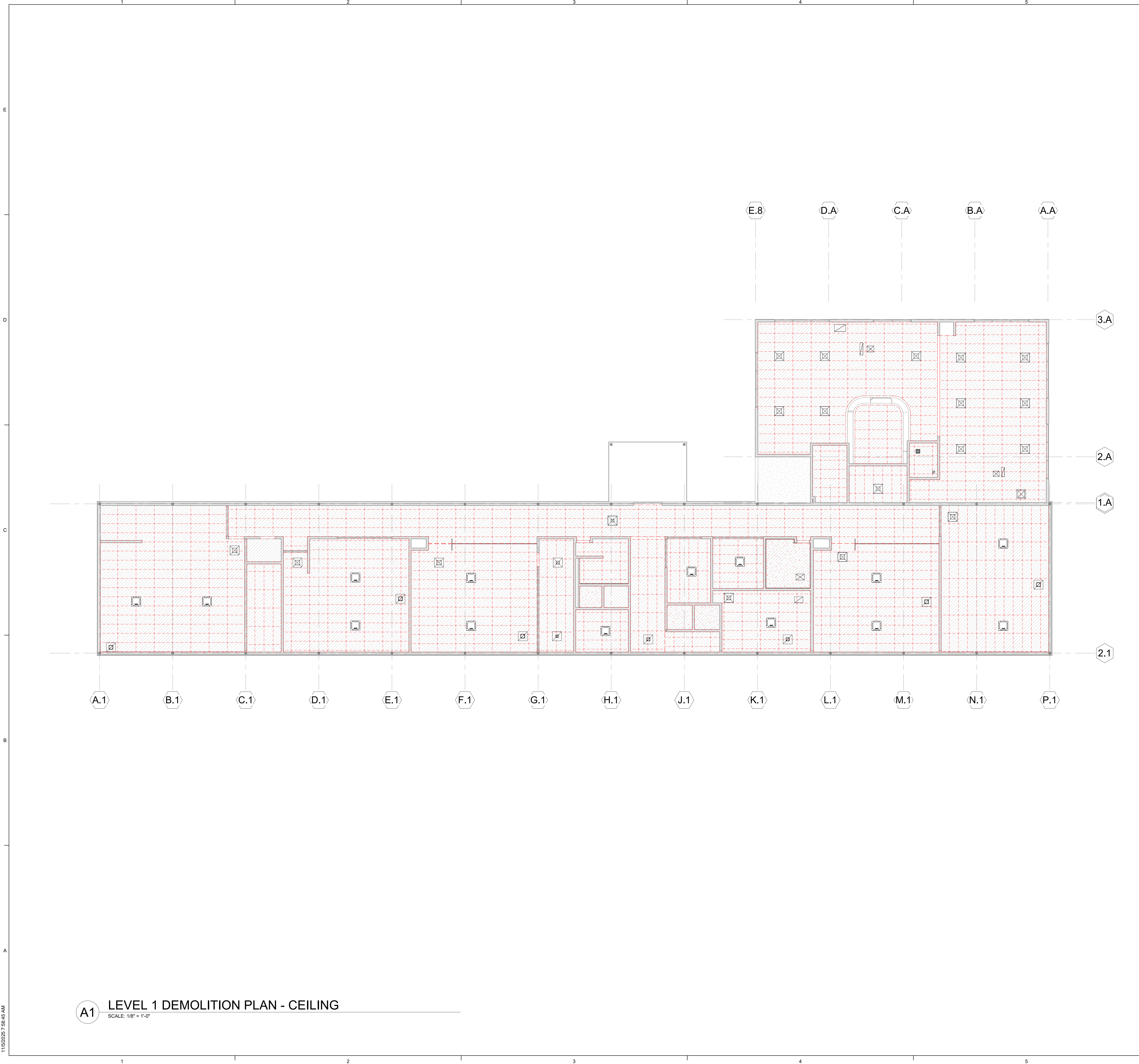
PROJ. NO.	2024-030
DRAWN	Author
PROJ MNGR	
DATE	10/31/2025

© ALSC ARCHITECTS, P.S.

ARCHITECTURAL
SITE PLAN

AS101

11/9/2025 7:58:45 AM



GENERAL NOTES: DEMOLITION

1. THE CONTRACTOR IS RESPONSIBLE FOR THE MEANS AND METHODS OF CONSTRUCTION, ALL JOB RELATED SAFETY STANDARDS (i.e. OSHA) AND THE STRENGTH AND STABILITY OF THE STRUCTURE DURING CONSTRUCTION. THE CONTRACTOR SHALL PROVIDE TEMPORARY SHORING, BRACING AND OTHER ELEMENTS REQUIRED TO MAINTAIN STABILITY UNTIL THE STRUCTURE IS COMPLETE. THE CONTRACTOR SHALL, AT THEIR DISCRETION, EMPLOY A REGISTERED STRUCTURAL ENGINEER FOR DESIGN OF TEMPORARY BRACING AND SHORING.
2. THE CONTRACTOR IS RESPONSIBLE FOR THE PROPER REMOVAL & DISPOSAL OF EXISTING BUILDING MATERIALS, INCLUDING CONTAMINATED MATERIALS. SEE HAZARDOUS MATERIALS SURVEY REPORT.
3. MAINTAIN THE INTEGRITY OF ALL EXISTING BUILDING SYSTEMS & RATINGS. REPAIR ANY DAMAGE DONE TO SURROUNDING AREAS DURING DEMOLITION.
4. PROTECT ALL EXISTING CONSTRUCTION, ITEMS TO REMAIN, AND ITEMS TO BE SALVAGED.
5. ALL EXISTING CONDITIONS ARE NOT INDICATED ON THE DRAWINGS. THE CONTRACTOR AND SUB-CONTRACTORS SHALL CAREFULLY EXAMINE THE EXISTING INSTALLATIONS & ALL PROJECT DRAWINGS TO BECOME FAMILIAR WITH THE SCOPE OF WORK.
6. COORDINATE DEMOLITION SCHEDULE AND TIMES WITH THE OWNER.
7. REFER TO ALL OTHER DISCIPLINES TO COORDINATE ADDITIONAL DEMOLITION REQUIREMENTS THAT MAY NOT BE SHOWN ON ARCHITECTURAL DRAWINGS.
8. PATCH ALL WALLS AND FLOORS ADJACENT TO DEMOLITION OR EQUIPMENT REMOVAL TO MATCH EXISTING ADJACENT SURFACES. MAINTAIN INTEGRITY OF ALL BUILDING SYSTEMS AND RATINGS.
9. WHERE EXISTING WALLS ARE REMOVED, PATCH SLAB & GRIND TOP OF STEM WALL IF REQ'D TO MATCH FLOOR ON EITHER SIDE.
10. CONTRACTOR RESPONSIBLE FOR CONSTRUCTION OF TEMPORARY WALLS, BARRIERS, ETC. AS REQ'D TO PERFORM THE WORK. WHERE DEMOLITION OR CONSTRUCTION WORK OCCURS ADJACENT TO OCCUPIED SPACE, ERECT APPROPRIATE BARRIERS (NOISE, DUST, ODOR, ETC.) AND TAKE STEPS TO MINIMIZE INTERFERENCE WITH THE BUILDING'S OCCUPANTS. THIS INCLUDES MAINTAINING ACCEPTABLE TEMPERATURE, HUMIDITY & VENTILATION IN OCCUPIED AREAS.
11. CONTRACTORS SHALL CLEAN CONSTRUCTION DEBRIS AND DUST DAILY BEYOND CONSTRUCTION LIMITS.

CODED NOTES - DEMO

NUMBER	DESCRIPTION
--------	-------------



We bring our clients' stories to life.
203 N. Washington, Ste. 400
Spokane, WA 99201
509.838.8668
alscarchitects.com

KAHLOTUS SD
K-12
MODERNIZATION

KAHLOTUS SD

SCHEMATIC
DESIGN

REV	DATE	DESCRIPTION

PROJ. NO.	2024-030
DRAWN	STT
PROJ MNGR	
DATE	10/31/2025

© ALSC ARCHITECTS, P.S.

HIGH SCHOOL
DEMO
REFLECTED
CEILING PLAN

AD101.1

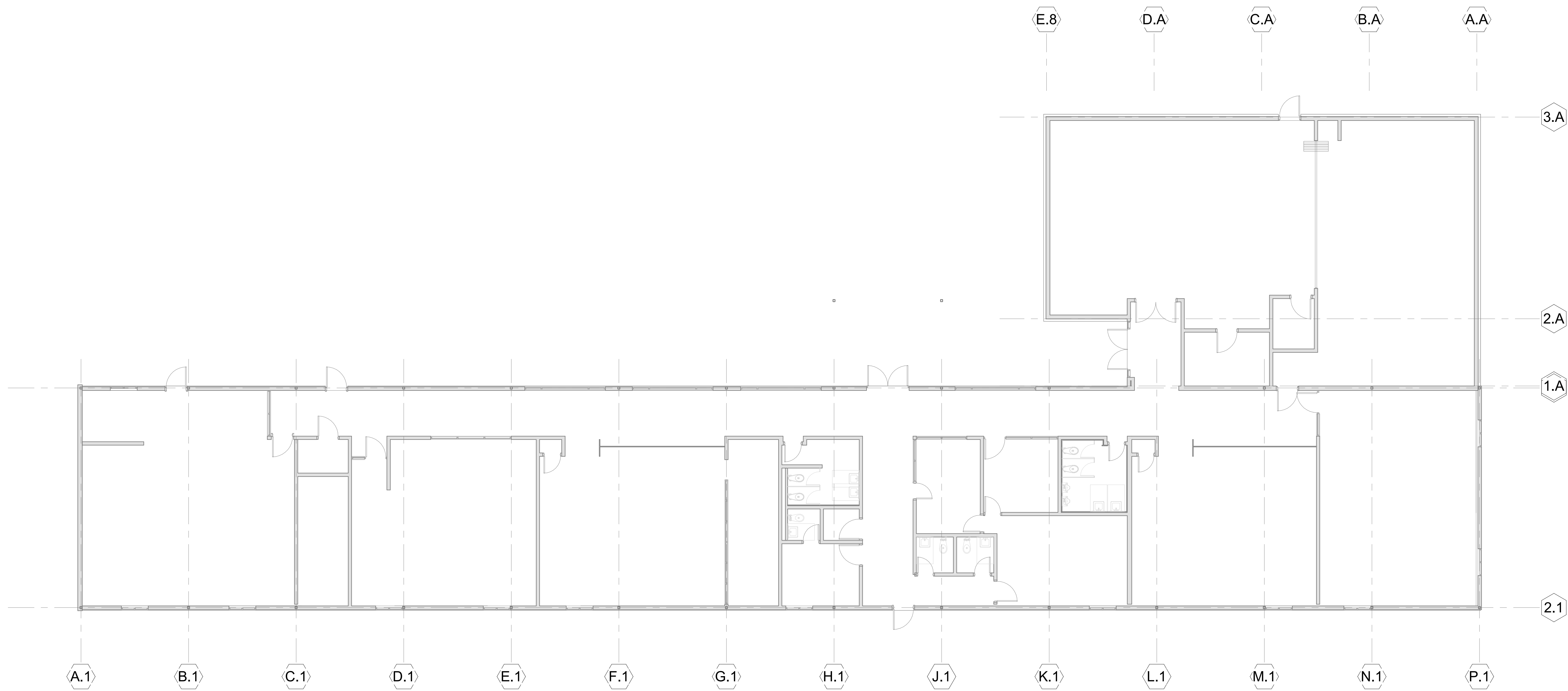
KAHLOTUS SD

SCHEMATIC DESIGN

PROJ. NO.	2024-030
DRAWN	STT
PROJ MNGR	
DATE	10/31/2025

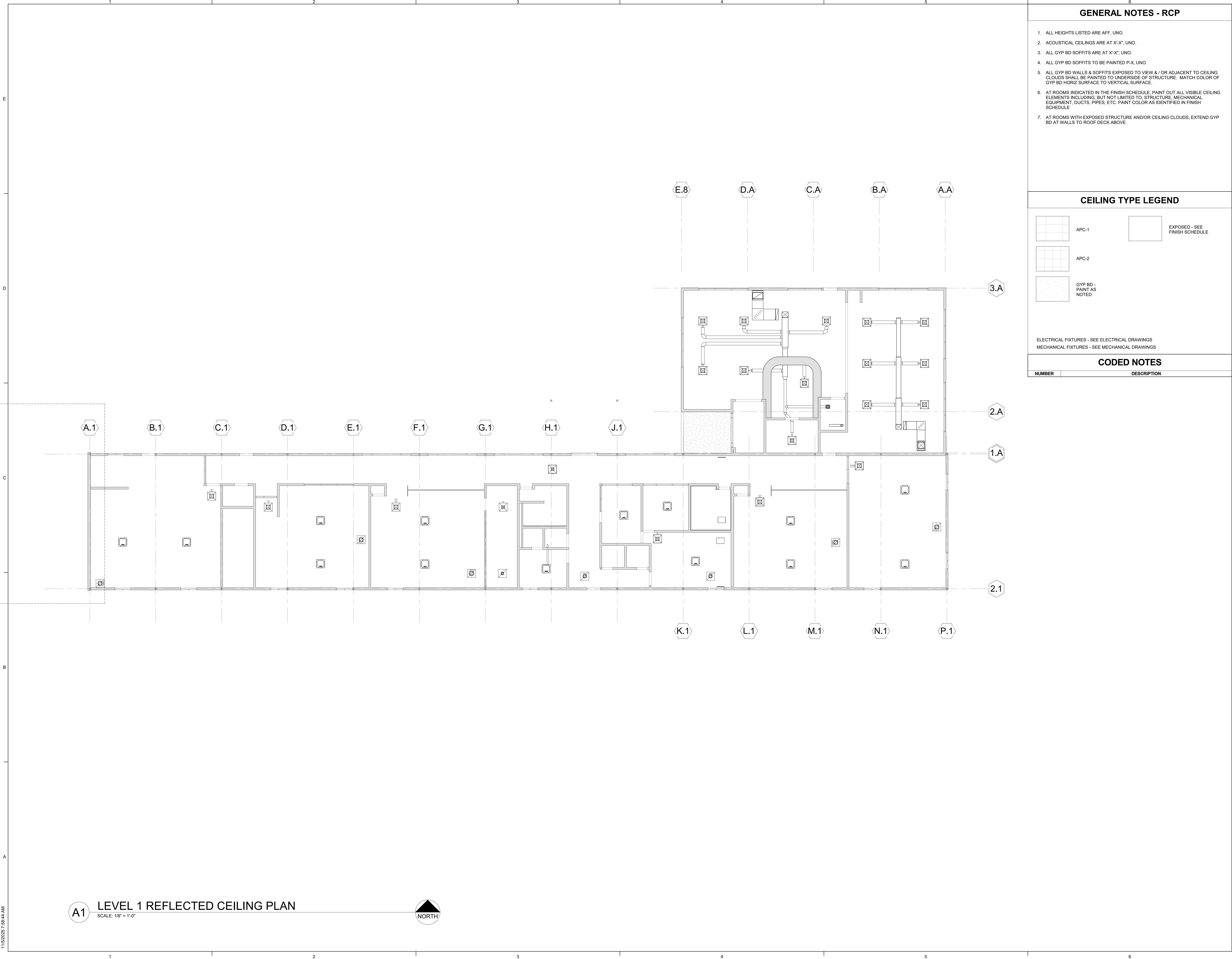
HIGH SCHOOL FLOOR PLAN

A-100.1



A1 LEVEL 1 OVERALL PLAN
SCALE: 1/8" = 1'-0"





GENERAL NOTES - RCP

1. ALL HEIGHTS LISTED ARE AFF, UNO.

2. ACOUSTICAL CEILINGS ARE AT X'-X", UNO.

3. ALL GYP BD SOFFITS ARE AT X'-X", UNO.

4. ALL GYP BD SOFFITS TO BE PAINTED P-X, UNO.

5. ALL GYP BD WALLS & SOFFITS EXPOSED TO VIEW & / OR ADJACENT TO CEILING CLOUDS SHALL BE PAINTED TO UNDERSIDE OF STRUCTURE. MATCH COLOR OF GYP BD HORIZ SURFACE TO VERTICAL SURFACE.

6. AT ROOMS INDICATED IN THE FINISH SCHEDULE, PAINT OUT ALL VISIBLE CEILING ELEMENTS INCLUDING, BUT NOT LIMITED TO, STRUCTURE, MECHANICAL EQUIPMENT, DUCTS, PIPES, ETC. PAINT COLOR AS IDENTIFIED IN FINISH SCHEDULE

7. AT ROOMS WITH EXPOSED STRUCTURE AND/OR CEILING CLOUDS, EXTEND GYP BD AT WALLS TO ROOF DECK ABOVE

CEILING TYPE LEGEND

APC-1

EXPOSED - SEE FINISH SCHEDULE

APC-2

GYP BD - PAINT AS NOTED

ELECTRICAL FIXTURES - SEE ELECTRICAL DRAWINGS

MECHANICAL FIXTURES - SEE MECHANICAL DRAWINGS

CODED NOTES

NUMBER

DESCRIPTION

ALSC ARCHITECTS

We bring our clients' stories to life.

203 N. Washington, Ste. 400
Spokane, WA 99201
509.838.6668

alscarchitects.com

KAHLOTUS SD
K-12
MODERNIZATION

KAHLOTUS SD

SCHEMATIC
DESIGN

REV	DATE	DESCRIPTION

PROJ. NO.

2024-030

DRAWN

STT

PROJ MNGR

DATE

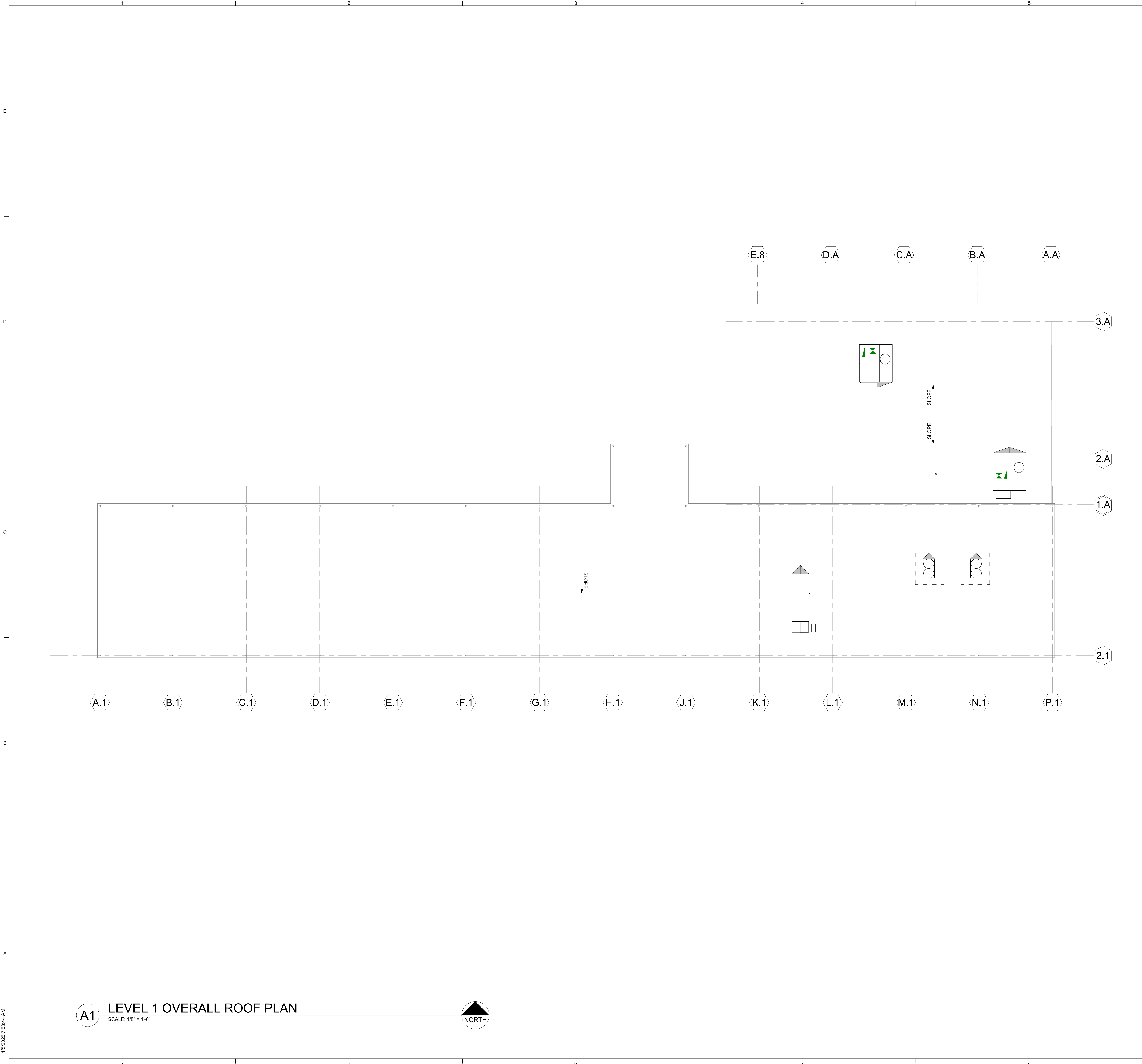
10/31/2025

© ALSC ARCHITECTS, P.S.

HIGH SCHOOL
RCP

A-101.1

11/9/2025 7:58:44 AM



GENERAL NOTES - ROOF

- ARROWS INDICATE DIRECTION OF SLOPE, TYP.
- ROOFING TO BE REPLACED IN ITS ENTIRETY
- SEE MECHANICAL DWGS FOR MORE INFORMATION, EQUIPMENT & ROOF PENETRATIONS
- PROVIDE TAPERED INSULATION CRICKET AT ALL MECH EQUIPMENT

MATERIAL LEGEND - ROOF

MEMBRANE ROOFING ASSEMBLY xR1

FULLY ADHERED MEMBRANE ROOFING

MEMBRANE ROOFING ASSEMBLY xR1 TAPERED INSUL

TPO WALK PAD

CODED NOTES

NUMBER	DESCRIPTION
--------	-------------

We bring our clients' stories to life.
203 N. Washington, Ste. 400
Spokane, WA 99201
509.838.6668
alscarchitects.com

**KAHLOTUS SD
K-12
MODERNIZATION**

KAHLOTUS SD

**SCHEMATIC
DESIGN**

REV	DATE	DESCRIPTION

PROJ. NO.2024-030

DRAWNSTT


PROJ MNGR

DATE10/31/2025

© ALSC ARCHITECTS, P.S.

HIGH SCHOOL
ROOF PLAN

A-102.1



GENERAL NOTES: DEMOLITION

1. THE CONTRACTOR IS RESPONSIBLE FOR THE MEANS AND METHODS OF CONSTRUCTION, ALL JOB RELATED SAFETY STANDARDS (i.e. OSHA) AND THE STRENGTH AND STABILITY OF THE STRUCTURE DURING CONSTRUCTION. THE CONTRACTOR SHALL PROVIDE TEMPORARY SHORING, BRACING AND OTHER ELEMENTS REQUIRED TO MAINTAIN STABILITY UNTIL THE STRUCTURE IS COMPLETE. THE CONTRACTOR SHALL, AT THEIR DISCRETION, EMPLOY A REGISTERED STRUCTURAL ENGINEER FOR DESIGN OF TEMPORARY BRACING AND SHORING.
2. THE CONTRACTOR IS RESPONSIBLE FOR THE PROPER REMOVAL & DISPOSAL OF EXISTING BUILDING MATERIALS, INCLUDING CONTAMINATED MATERIALS. SEE HAZARDOUS MATERIALS SURVEY REPORT.
3. MAINTAIN THE INTEGRITY OF ALL EXISTING BUILDING SYSTEMS & RATINGS. REPAIR ANY DAMAGE DONE TO SURROUNDING AREAS DURING DEMOLITION.
4. PROTECT ALL EXISTING CONSTRUCTION, ITEMS TO REMAIN, AND ITEMS TO BE SALVAGED.
5. ALL EXISTING CONDITIONS ARE NOT INDICATED ON THE DRAWINGS. THE CONTRACTOR AND SUB-CONTRACTORS SHALL CAREFULLY EXAMINE THE EXISTING INSTALLATIONS & ALL PROJECT DRAWINGS TO BECOME FAMILIAR WITH THE SCOPE OF WORK.
6. COORDINATE DEMOLITION SCHEDULE AND TIMES WITH THE OWNER.
7. REFER TO ALL OTHER DISCIPLINES TO COORDINATE ADDITIONAL DEMOLITION REQUIREMENTS THAT MAY NOT BE SHOWN ON ARCHITECTURAL DRAWINGS.
8. PATCH ALL WALLS AND FLOORS ADJACENT TO DEMOLITION OR EQUIPMENT REMOVAL TO MATCH EXISTING ADJACENT SURFACES. MAINTAIN INTEGRITY OF ALL BUILDING SYSTEMS AND RATINGS.
9. WHERE EXISTING WALLS ARE REMOVED, PATCH SLAB & GRIND TOP OF STEM WALL IF REQ'D TO MATCH FLOOR ON EITHER SIDE.
10. CONTRACTOR RESPONSIBLE FOR CONSTRUCTION OF TEMPORARY WALLS, BARRIERS, ETC. AS REQ'D TO PERFORM THE WORK. WHERE DEMOLITION OR CONSTRUCTION WORK OCCURS ADJACENT TO OCCUPIED SPACE, ERECT APPROPRIATE BARRIERS (NOISE, DUST, ODOR, ETC.) AND TAKE STEPS TO MINIMIZE INTERFERENCE WITH THE BUILDING'S OCCUPANTS. THIS INCLUDES MAINTAINING ACCEPTABLE TEMPERATURE, HUMIDITY & VENTILATION IN OCCUPIED AREAS.
11. CONTRACTORS SHALL CLEAN CONSTRUCTION DEBRIS AND DUST DAILY BEYOND CONSTRUCTION LIMITS.

CODED NOTES - DEMO

NUMBER	DESCRIPTION
--------	-------------

ALSC
ARCHITECTS

We bring our clients' stories to life.

203 N. Washington, Ste. 400
Spokane, WA 99201
509.838.8588

alscarchitects.com

KAHLOTUS SD
K-12
MODERNIZATION

KAHLOTUS SD

SCHEMATIC
DESIGN

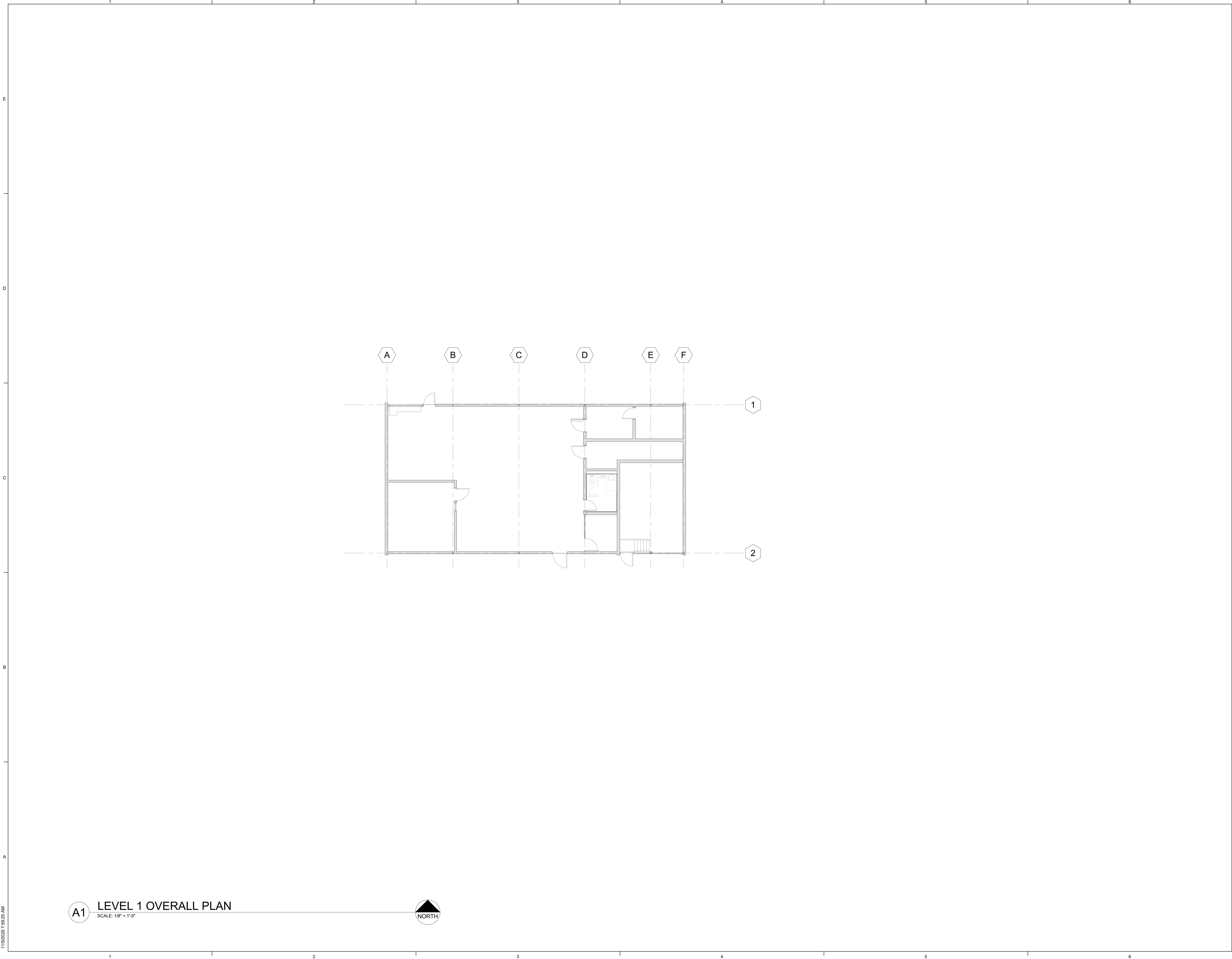
REV	DATE	DESCRIPTION

PROJ. NO.	2024-030
DRAWN	STT
PROJ MNGR	
DATE	10/31/2025

© ALSC ARCHITECTS, P.S.

SHOP DEMO
REFLECTED
CEILING
PLANPLAN

AD101.2



**KAHLOTUS SD
K-12
MODERNIZATION**

KAHLOTUS SD

**SCHEMATIC
DESIGN**


REV	DATE	DESCRIPTION

PROJ. NO.	2024-030
DRAWN	STT
PROJ MNGR	
DATE	10/31/2025

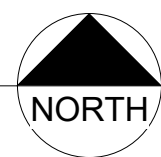
© ALSC ARCHITECTS, P.S.

**SHOP FLOOR
PLAN**

A-100.2



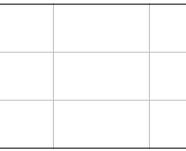

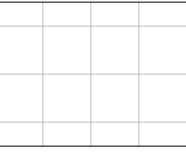

A1 LEVEL 1 REFLECTED CEILING PLAN
SCALE: 1/4" = 1'-0"



GENERAL NOTES - RCP

1. ALL HEIGHTS LISTED ARE AFF, UNO.
2. ACOUSTICAL CEILINGS ARE AT X'-X", UNO.
3. ALL GYP BD SOFFITS ARE AT X'-X", UNO.
4. ALL GYP BD SOFFITS TO BE PAINTED P-X, UNO.
5. ALL GYP BD WALLS & SOFFITS EXPOSED TO VIEW & / OR ADJACENT TO CEILING CLOUDS SHALL BE PAINTED TO UNDERSIDE OF STRUCTURE. MATCH COLOR OF GYP BD HORIZ SURFACE TO VERTICAL SURFACE.
6. AT ROOMS INDICATED IN THE FINISH SCHEDULE, PAINT OUT ALL VISIBLE CEILING ELEMENTS INCLUDING, BUT NOT LIMITED TO, STRUCTURE, MECHANICAL EQUIPMENT, DUCTS, PIPES, ETC. PAINT COLOR AS IDENTIFIED IN FINISH SCHEDULE
7. AT ROOMS WITH EXPOSED STRUCTURE AND/OR CEILING CLOUDS, EXTEND GYP BD AT WALLS TO ROOF DECK ABOVE

CEILING TYPE LEGEND

	APC-1		EXPOSED - SEE FINISH SCHEDULE
	APC-2		
	GYP BD - PAINT AS NOTED		

ELECTRICAL FIXTURES - SEE ELECTRICAL DRAWINGS
MECHANICAL FIXTURES - SEE MECHANICAL DRAWINGS

CODED NOTES

NUMBER	DESCRIPTION
--------	-------------



We bring our clients' stories to life.
203 N. Washington, Ste. 400
Spokane, WA 99201
509.838.6668
alscarchitects.com

**KAHLOTUS SD
K-12
MODERNIZATION**

KAHLOTUS SD

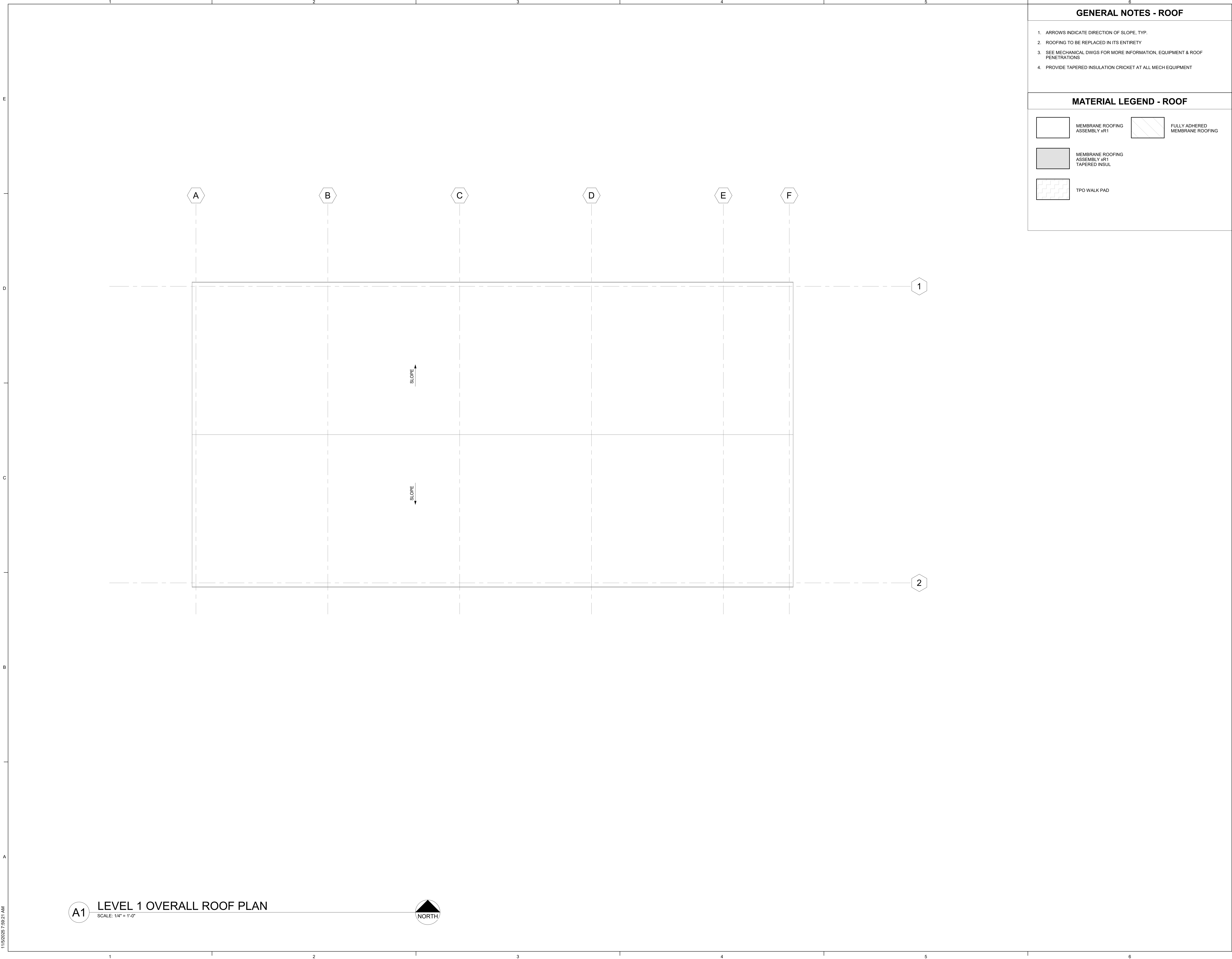
**SCHEMATIC
DESIGN**

REV	DATE	DESCRIPTION

PROJ. NO.	2024-030
DRAWN	STT
PROJ MNGR	
DATE	10/31/2025

© ALSC ARCHITECTS, P.S.

SHOP RCP



GENERAL NOTES - ROOF

1. ARROWS INDICATE DIRECTION OF SLOPE, TYP.

2. ROOFING TO BE REPLACED IN ITS ENTIRETY

3. SEE MECHANICAL DWGS FOR MORE INFORMATION, EQUIPMENT & ROOF PENETRATIONS

4. PROVIDE TAPERED INSULATION CRICKET AT ALL MECH EQUIPMENT

MATERIAL LEGEND - ROOF

MEMBRANE ROOFING
ASSEMBLY xR1

MEMBRANE ROOFING
ASSEMBLY xR1
TAPERED INSUL

TPO WALK PAD

FULLY ADHERED
MEMBRANE ROOFING

ALSC
ARCHITECTS

We bring our clients' stories to life.

203 N. Washington, Ste. 400
Spokane, WA 99201
509.838.8588
alscarchitects.com

KAHLOTUS SD
K-12
MODERNIZATION

KAHLOTUS SD

SCHEMATIC
DESIGN

REV	DATE	DESCRIPTION

PROJ. NO.2024-030

DRAWNSTT

PROJ MNGR

DATE10/31/2025

© ALSC ARCHITECTS, P.S.

SHOP ROOF
PLAN

A-102.2

1. THE CONTRACTOR IS RESPONSIBLE FOR THE MEANS AND METHODS OF CONSTRUCTION, ALL JOB RELATED SAFETY STANDARDS (i.e. OSHA), AND THE STRENGTH AND STABILITY OF THE STRUCTURE DURING CONSTRUCTION. THE CONTRACTOR SHALL PROVIDE TEMPORARY SHORING, BRACING AND OTHER ELEMENTS REQUIRED TO MAINTAIN STABILITY UNTIL THE STRUCTURE IS COMPLETE. THE CONTRACTOR SHALL, AT THEIR DISCRETION, EMPLOY A REGISTERED STRUCTURAL ENGINEER FOR DESIGN OF TEMPORARY BRACING AND SHORING.
2. THE CONTRACTOR IS RESPONSIBLE FOR THE PROPER REMOVAL & DISPOSAL OF EXISTING BUILDING MATERIALS, INCLUDING CONTAMINATED MATERIALS. SEE HAZARDOUS MATERIALS SURVEY REPORT.
3. MAINTAIN THE INTEGRITY OF ALL EXISTING BUILDING SYSTEMS & RATINGS. REPAIR ANY DAMAGE DONE TO SURROUNDING AREAS DURING DEMOLITION.
4. PROTECT ALL EXISTING CONSTRUCTION, ITEMS TO REMAIN, AND ITEMS TO BE SALVAGED.
5. ALL EXISTING CONDITIONS ARE NOT INDICATED ON THE DRAWINGS. THE CONTRACTOR AND SUB-CONTRACTORS SHALL CAREFULLY EXAMINE THE EXISTING INSTALLATIONS AND ALL PROJECT DRAWINGS TO BECOME FAMILIAR WITH THE SCOPE OF WORK.
6. COORDINATE DEMOLITION SCHEDULE AND TIMES WITH THE OWNER.
7. REFER TO ALL OTHER DISCIPLINES TO COORDINATE ADDITIONAL DEMOLITION REQUIREMENTS THAT MAY NOT BE SHOWN ON ARCHITECTURAL DRAWINGS.
8. PATCH ALL WALLS AND FLOORS ADJACENT TO DEMOLITION OR EQUIPMENT REMOVAL TO MATCH EXISTING ADJACENT SURFACES. MAINTAIN INTEGRITY OF ALL BUILDING SYSTEMS AND MATERIALS.
9. WHERE EXISTING WALLS ARE REMOVED, PATCH SLAB & GRIND TOP OF STEM TO MATCH FLOOR TO MATCH FLOOR FINISH.
10. CONTRACTOR RESPONSIBLE FOR CONSTRUCTION OF TEMPORARY WALLS, BARRIERS, ETC. AS REQUIRED TO PERFORM THE WORK. WHERE DEMOLITION OR CONSTRUCTION WORK OCCURS ADJACENT TO OCCUPIED SPACE, ERECT APPROPRIATE BARRIERS (NOISE, DUST, ODOR, ETC.) AND TAKE STEPS TO MINIMIZE INTERFERENCE WITH THE BUILDING'S OCCUPANTS. THIS INCLUDES MAINTAINING ACCEPTABLE TEMPERATURE, HUMIDITY & VENTILATION IN OCCUPIED AREAS.
11. CONTRACTORS SHALL CLEAN CONSTRUCTION DEBRIS AND DUST DAILY BEYOND CONSTRUCTION LIMITS.

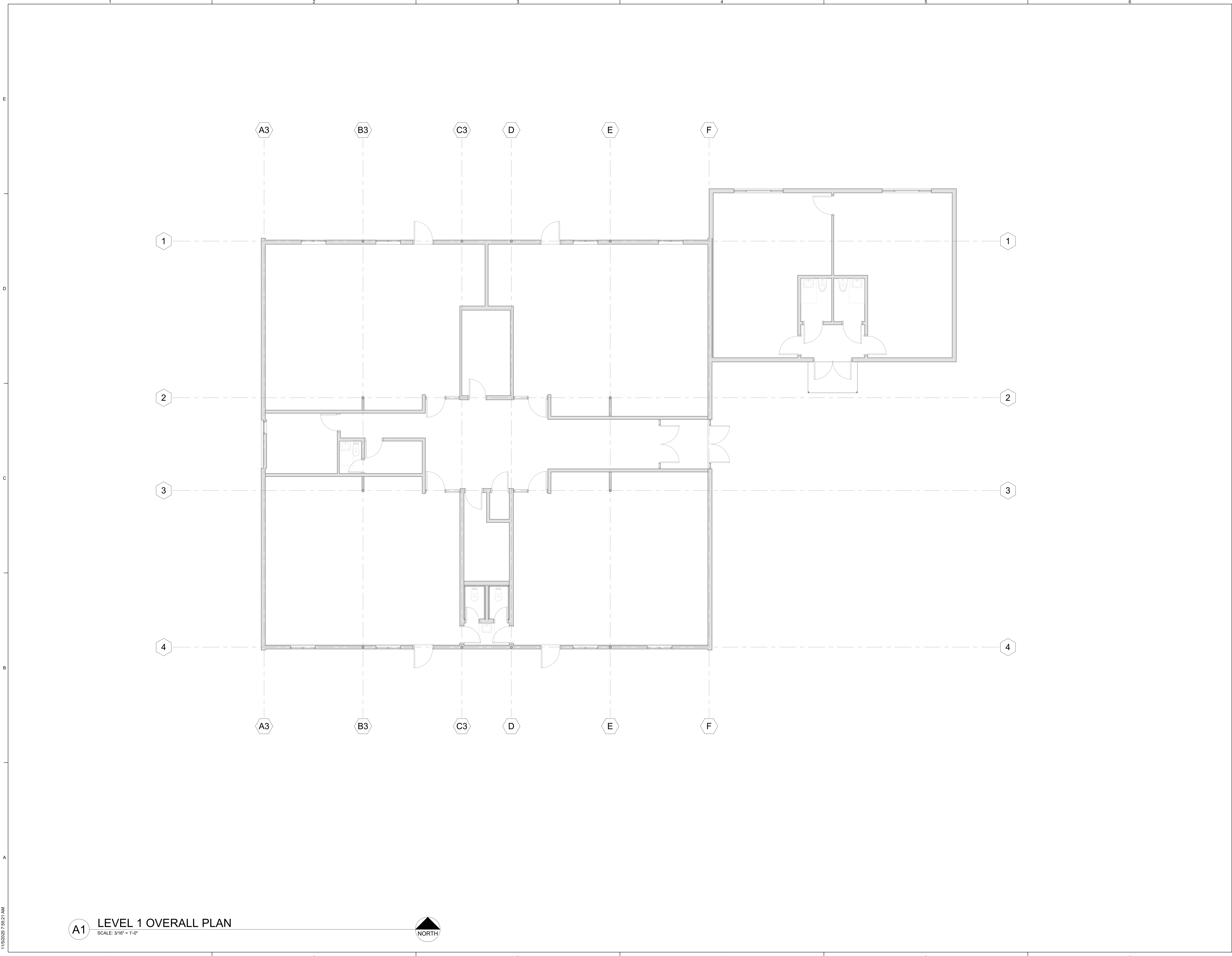
NUMBER	DESCRIPTION
--------	-------------

SCHEMATIC DESIGN

ALSC ARCHITECTS, P.S.

ELEMENTARY DEMO CEILING PLAN

AD101.3



KAHLOTUS SD
K-12
MODERNIZATION

KAHLOTUS SD

SCHEMATIC
DESIGN

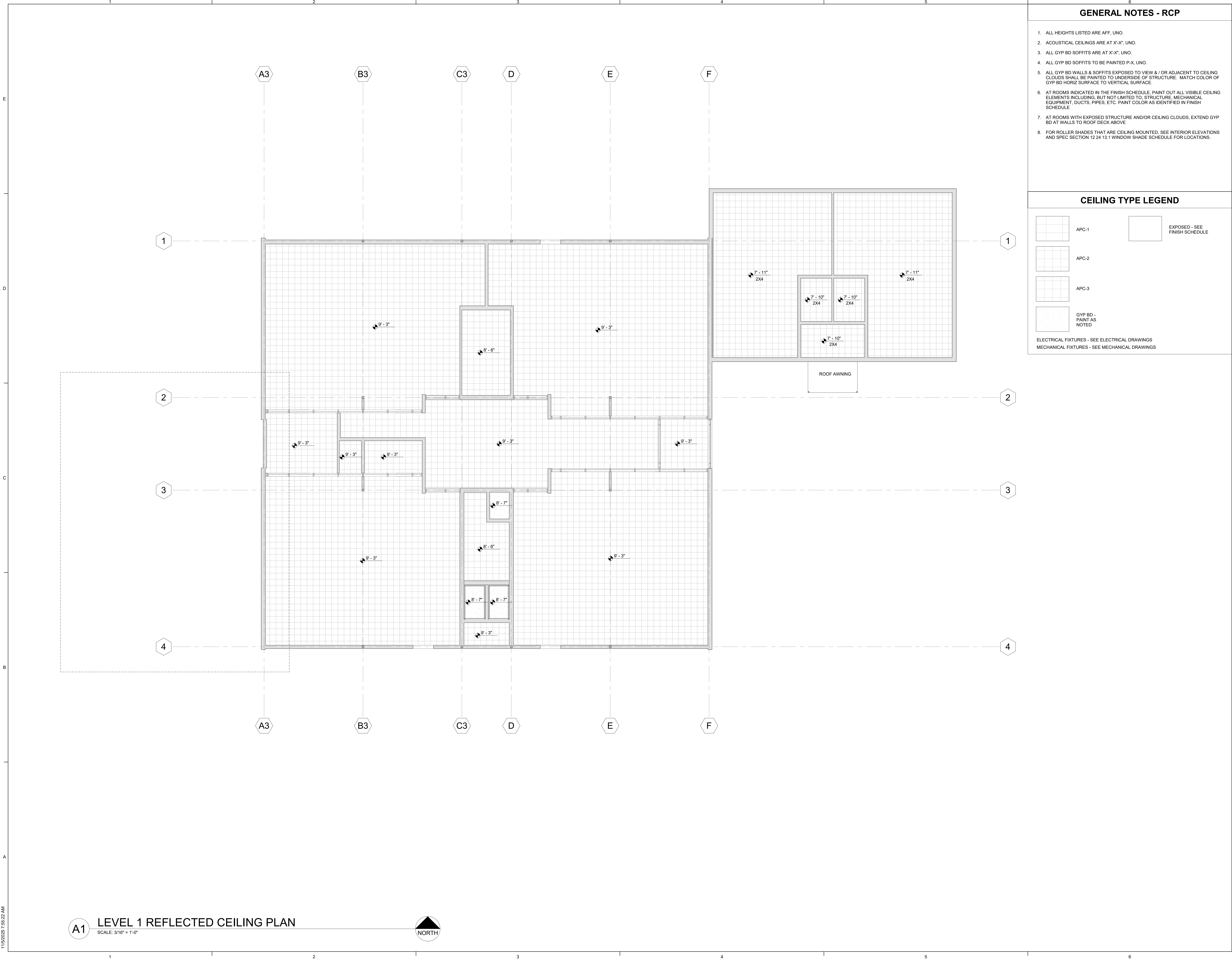
REV	DATE	DESCRIPTION

PROJ. NO.	2024-030
DRAWN	STT
PROJ MNGR	
DATE	10/31/2025

© ALSC ARCHITECTS, P.S.

ELEMENTARY
FLOOR PLAN

A-100.3



A1 LEVEL 1 REFLECTED CEILING PLAN
SCALE: 3/16" = 1'-0"



GENERAL NOTES - RCP

1. ALL HEIGHTS LISTED ARE AFF, UNO.
2. ACOUSTICAL CEILINGS ARE AT X-X", UNO.
3. ALL GYP BD SOFFITS ARE AT X-X", UNO.
4. ALL GYP BD SOFFITS TO BE PAINTED P-X, UNO.
5. ALL GYP BD WALLS & SOFFITS EXPOSED TO VIEW & / OR ADJACENT TO CEILING CLOUDS SHALL BE PAINTED TO UNDERSIDE OF STRUCTURE. MATCH COLOR OF GYP BD HORIZ SURFACE TO VERTICAL SURFACE.
6. AT ROOMS INDICATED IN THE FINISH SCHEDULE, PAINT OUT ALL VISIBLE CEILING ELEMENTS INCLUDING, BUT NOT LIMITED TO, STRUCTURE, MECHANICAL EQUIPMENT, DUCTS, PIPES, ETC. PAINT COLOR AS IDENTIFIED IN FINISH SCHEDULE
7. AT ROOMS WITH EXPOSED STRUCTURE AND/OR CEILING CLOUDS, EXTEND GYP BD AT WALLS TO ROOF DECK ABOVE
8. FOR ROLLER SHADES THAT ARE CEILING MOUNTED, SEE INTERIOR ELEVATIONS AND SPEC SECTION 12 24 13.1 WINDOW SHADE SCHEDULE FOR LOCATIONS.

CEILING TYPE LEGEND

	APC-1		EXPOSED - SEE FINISH SCHEDULE
	APC-2		
	APC-3		
	GYP BD - PAINT AS NOTED		

ELECTRICAL FIXTURES - SEE ELECTRICAL DRAWINGS
MECHANICAL FIXTURES - SEE MECHANICAL DRAWINGS



We bring our clients' stories to life.
203 N. Washington, Ste. 400
Spokane, WA 99201
509.838.8668
alscarchitects.com

KAHLOTUS SD
K-12
MODERNIZATION

KAHLOTUS SD

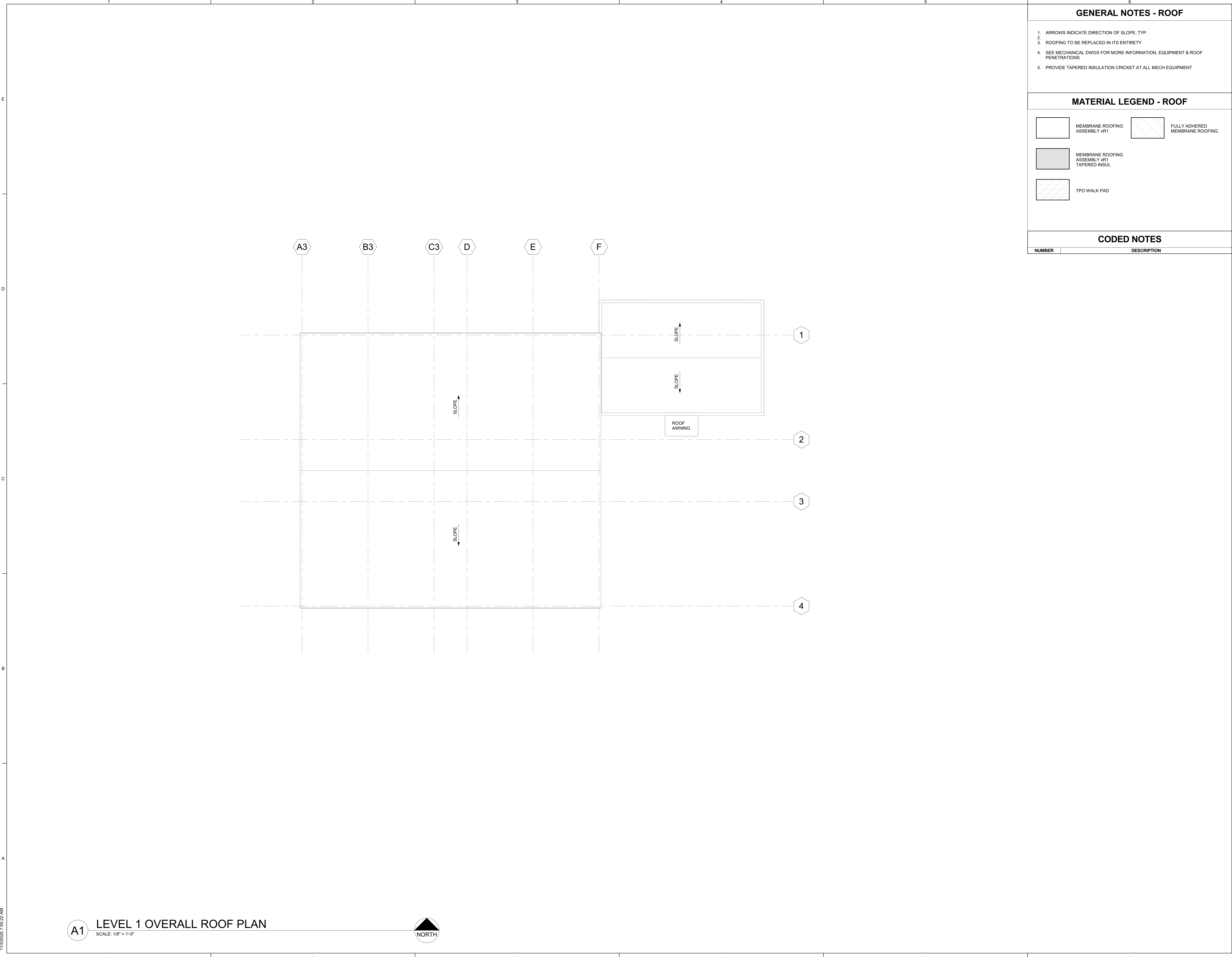
SCHEMATIC
DESIGN

REV	DATE	DESCRIPTION

PROJ. NO.	2024-030
DRAWN	STT
PROJ MNGR	
DATE	10/31/2025

© ALSC ARCHITECTS, P.S.

ELEMENTARY
RCP



A1 LEVEL 1 OVERALL ROOF PLAN





SCALE: 1/8" = 1'-0"



GENERAL NOTES - ROOF

1. ARROWS INDICATE DIRECTION OF SLOPE, TYP.
- 2.
3. ROOFING TO BE REPLACED IN ITS ENTIRETY
4. SEE MECHANICAL DWGS FOR MORE INFORMATION, EQUIPMENT & ROOF PENETRATIONS
5. PROVIDE TAPERED INSULATION CRICKET AT ALL MECH EQUIPMENT

MATERIAL LEGEND - ROOF

	MEMBRANE ROOFING ASSEMBLY xR1		FULLY ADHERED MEMBRANE ROOFING
	MEMBRANE ROOFING ASSEMBLY xR1 TAPERED INSUL		
	TPO WALK PAD		


CODED NOTES

NUMBER	DESCRIPTION
--------	-------------

REV	DATE	DESCRIPTION

PROJ. NO.	2024-030
DRAWN	STT
PROJ MNGR	
DATE	10/31/2025

© ALSC ARCHITECTS, P.S.



GENERAL NOTES: DEMOLITION

1. THE CONTRACTOR IS RESPONSIBLE FOR THE MEANS AND METHODS OF CONSTRUCTION, ALL JOB RELATED SAFETY STANDARDS (i.e. OSHA) AND THE STRENGTH AND STABILITY OF THE STRUCTURE DURING CONSTRUCTION. THE CONTRACTOR SHALL PROVIDE TEMPORARY SHORING, BRACING AND OTHER ELEMENTS REQUIRED TO MAINTAIN STABILITY UNTIL THE STRUCTURE IS COMPLETE. THE CONTRACTOR SHALL, AT THEIR DISCRETION, EMPLOY A REGISTERED STRUCTURAL ENGINEER FOR DESIGN OF TEMPORARY BRACING AND SHORING.
2. THE CONTRACTOR IS RESPONSIBLE FOR THE PROPER REMOVAL & DISPOSAL OF EXISTING BUILDING MATERIALS, INCLUDING CONTAMINATED MATERIALS. SEE HAZARDOUS MATERIALS SURVEY REPORT.
3. MAINTAIN THE INTEGRITY OF ALL EXISTING BUILDING SYSTEMS & RATINGS. REPAIR ANY DAMAGE DONE TO SURROUNDING AREAS DURING DEMOLITION.
4. PROTECT ALL EXISTING CONSTRUCTION, ITEMS TO REMAIN, AND ITEMS TO BE SALVAGED.
5. ALL EXISTING CONDITIONS ARE NOT INDICATED ON THE DRAWINGS. THE CONTRACTOR AND SUB-CONTRACTORS SHALL CAREFULLY EXAMINE THE EXISTING INSTALLATIONS & ALL PROJECT DRAWINGS TO BECOME FAMILIAR WITH THE SCOPE OF WORK.
6. COORDINATE DEMOLITION SCHEDULE AND TIMES WITH THE OWNER.
7. REFER TO ALL OTHER DISCIPLINES TO COORDINATE ADDITIONAL DEMOLITION REQUIREMENTS THAT MAY NOT BE SHOWN ON ARCHITECTURAL DRAWINGS.
8. PATCH ALL WALLS AND FLOORS ADJACENT TO DEMOLITION OR EQUIPMENT REMOVAL TO MATCH EXISTING ADJACENT SURFACES. MAINTAIN INTEGRITY OF ALL BUILDING SYSTEMS AND RATINGS.
9. WHERE EXISTING WALLS ARE REMOVED, PATCH SLAB & GRIND TOP OF STEM WALL IF REQ'D TO MATCH FLOOR ON EITHER SIDE.
10. CONTRACTOR RESPONSIBLE FOR CONSTRUCTION OF TEMPORARY WALLS, BARRIERS, ETC. AS REQ'D TO PERFORM THE WORK. WHERE DEMOLITION OR CONSTRUCTION WORK OCCURS ADJACENT TO OCCUPIED SPACE, ERECT APPROPRIATE BARRIERS (NOISE, DUST, ODOR, ETC.) AND TAKE STEPS TO MINIMIZE INTERFERENCE WITH THE BUILDING'S OCCUPANTS. THIS INCLUDES MAINTAINING ACCEPTABLE TEMPERATURE, HUMIDITY & VENTILATION IN OCCUPIED AREAS.
11. CONTRACTORS SHALL CLEAN CONSTRUCTION DEBRIS AND DUST DAILY BEYOND CONSTRUCTION LIMITS.

CODED NOTES - DEMO

NUMBER	DESCRIPTION
--------	-------------

**KAHLOTUS SD
K-12
MODERNIZATION**

KAHLOTUS SD

**SCHEMATIC
DESIGN**

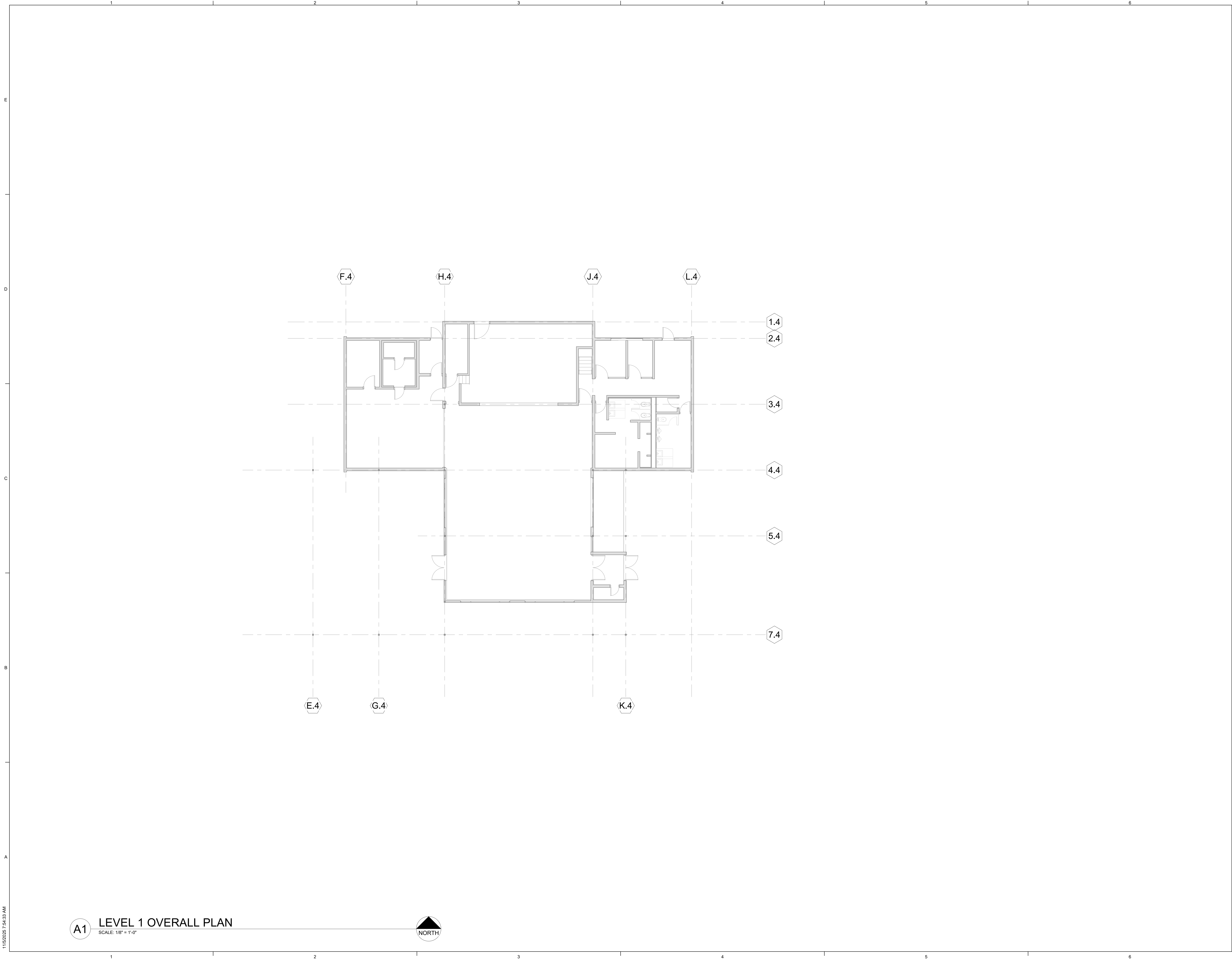
REV	DATE	DESCRIPTION

PROJ. NO.	2024-030
DRAWN	STT
PROJ MNGR	
DATE	10/31/2025

© ALSC ARCHITECTS, P.S.

**CAFE-AUDITORIUM
DEMO CEILING
PLAN**

AD101.4



A1 LEVEL 1 OVERALL PLAN
SCALE: 1/8" = 1'-0"



**KAHLOTUS SD
K-12
MODERNIZATION**

KAHLOTUS SD

**SCHEMATIC
DESIGN**


REV	DATE	DESCRIPTION

PROJ. NO.	2024-030
DRAWN	STT
PROJ MNGR	
DATE	10/31/2025

© ALSC ARCHITECTS, P.S.

**CAFE-AUDITORIUM
FLOOR PLAN**

A-100.4



GENERAL NOTES - RCP

- ALL HEIGHTS LISTED ARE AFF, UNO.
- ACOUSTICAL CEILINGS ARE AT X-X', UNO.
- ALL GYP BD SOFFITS ARE AT X-X', UNO.
- ALL GYP BD SOFFITS TO BE PAINTED P-X, UNO.
- ALL GYP BD WALLS & SOFFITS EXPOSED TO VIEW & / OR ADJACENT TO CEILING CLOUDS SHALL BE PAINTED TO UNDERSIDE OF STRUCTURE. MATCH COLOR OF GYP BD HORIZ SURFACE TO VERTICAL SURFACE.
- AT ROOMS INDICATED IN THE FINISH SCHEDULE, PAINT OUT ALL VISIBLE CEILING ELEMENTS INCLUDING, BUT NOT LIMITED TO, STRUCTURE, MECHANICAL EQUIPMENT, DUCTS, PIPES, ETC. PAINT COLOR AS IDENTIFIED IN FINISH SCHEDULE
- AT ROOMS WITH EXPOSED STRUCTURE AND/OR CEILING CLOUDS, EXTEND GYP BD AT WALLS TO ROOF DECK ABOVE
- FOR ROLLER SHADES THAT ARE CEILING MOUNTED, SEE INTERIOR ELEVATIONS AND SPEC SECTION 12 24 13.1 WINDOW SHADE SCHEDULE FOR LOCATIONS.

CEILING TYPE LEGEND

	APC-1		EXPOSED - SEE FINISH SCHEDULE
	APC-2		
	APC-3		
	GYP BD - PAINT AS NOTED		

ELECTRICAL FIXTURES - SEE ELECTRICAL DRAWINGS
MECHANICAL FIXTURES - SEE MECHANICAL DRAWINGS

CODED NOTES

NUMBER	DESCRIPTION
--------	-------------

We bring our clients' stories to life.
203 N. Washington, Ste. 400
Spokane, WA 99201
509.838.6668
alscarchitects.com

KAHLOTUS SD K-12 MODERNIZATION

KAHLOTUS SD

SCHEMATIC DESIGN

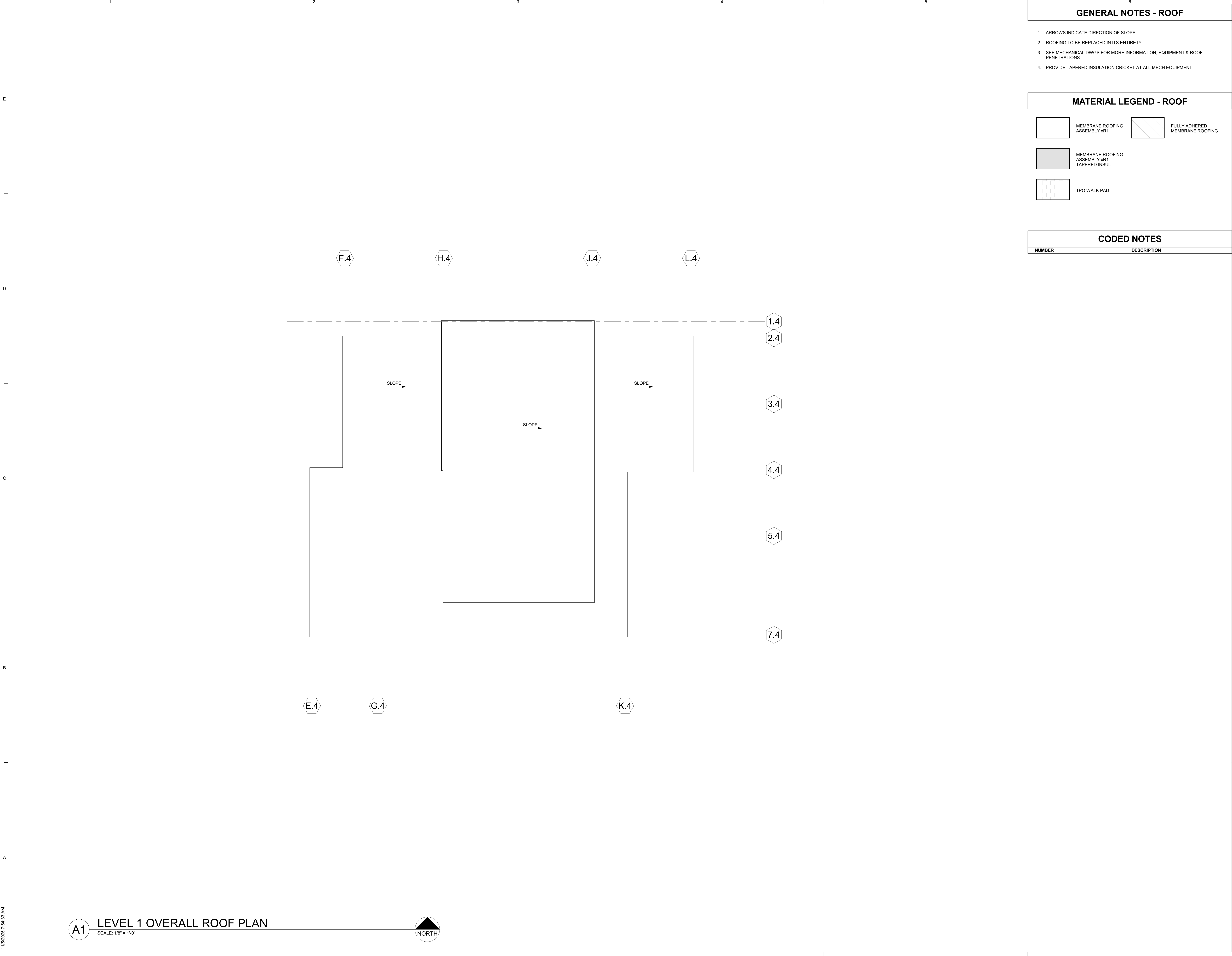
REV	DATE	DESCRIPTION

PROJ. NO.	2024-030
DRAWN	STT
PROJ MNGR	
DATE	10/31/2025

© ALSC ARCHITECTS, P.S.

CAFE-AUDITORIUM
RCP

A-101.4



We bring our clients' stories to life.
203 N. Washington, Ste. 400
Spokane, WA 99201
509.838.8584
alscarchitects.com

**KAHLOTUS SD
K-12
MODERNIZATION**

KAHLOTUS SD

**SCHEMATIC
DESIGN**

REV	DATE	DESCRIPTION

PROJ. NO. 2024-030
DRAWN STT
PROJ MNGR
DATE 10/31/2025
© ALSC ARCHITECTS, P.S.

**CAFE-AUDITORIUM
ROOF PLAN**

A-102.4

1. THE CONTRACTOR IS RESPONSIBLE FOR THE MEANS AND METHODS OF CONSTRUCTION, ALL JOB RELATED SAFETY STANDARDS (i.e. OSHA), AND THE STABILITY AND STABILIZATION OF THE STRUCTURE DURING CONSTRUCTION. THE CONTRACTOR SHALL PROVIDE TEMPORARY SHORING, BRACING AND OTHER ELEMENTS REQUIRED TO MAINTAIN STABILITY UNTIL THE STRUCTURE IS COMPLETE. THE CONTRACTOR SHALL, AT THEIR DISCRETION, EMPLOY A REGISTERED STRUCTURAL ENGINEER FOR DESIGN OF TEMPORARY BRACING AND SHORING.
2. THE CONTRACTOR IS RESPONSIBLE FOR THE PROPER REMOVAL, AND DISPOSAL OF EXISTING BUILDING MATERIALS, INCLUDING CONTAMINATED MATERIALS. SEE HAZARDOUS MATERIALS SURVEY REPORT.
3. MAINTAIN THE INTEGRITY OF ALL EXISTING BUILDING SYSTEMS & RATINGS. REPAIR ANY DAMAGE DONE TO SURROUNDING AREAS DURING DEMOLITION.
4. PROTECT ALL EXISTING CONSTRUCTION, ITEMS TO REMAIN, AND ITEMS TO BE SALVAGED.
5. ALL EXISTING CONDITIONS ARE NOT INDICATED ON THE DRAWINGS. THE CONTRACTOR AND SUB-CONTRACTORS SHALL CAREFULLY EXAMINE THE EXISTING INSTALLATIONS AND ALL PROJECT DRAWINGS TO BECOME FAMILIAR WITH THE SCOPE OF WORK.
6. COORDINATE DEMOLITION SCHEDULE AND TIMES WITH THE OWNER.
7. REFER TO ALL OTHER DISCIPLINES TO COORDINATE ADDITIONAL DEMOLITION REQUIREMENTS THAT MAY NOT BE SHOWN ON ARCHITECTURAL DRAWINGS.
8. PATCH ALL WALLS AND FLOORS ADJACENT TO DEMOLITION OR EQUIPMENT REMOVAL TO MATCH EXISTING ADJACENT SURFACES. MAINTAIN INTEGRITY OF ALL BUILDING SYSTEMS AND FINISHES.
9. WHEN EXISTING WALLS ARE REMOVED, PATCH SLAB & GRIND TOP OF STEEL W/BE NEED TO MATCH FLOOR ON OTHER SIDE.
10. CONTRACTOR RESPONSIBLE FOR PROTECTION OF TEMPORARY WALLS, BARRIERS, ETC. AS REQ'D TO PERFORM THE WORK. WHEN DEMOLITION OR CONSTRUCTION WORK OCCURS ADJACENT TO OCCUPIED SPACE, ERECT APPROPRIATE BARRIERS (NOISE, DUST, ODOR, ETC.) AND TAKE STEPS TO MINIMIZE INTERFERENCE TO BUILDING'S OCCUPANTS. THIS INCLUDES MAINTAINING ACCEPTABLE TEMPERATURE, HUMIDITY & VENTILATION IN OCCUPIED AREAS.
11. CONTRACTORS SHALL CLEAN CONSTRUCTION DEBRIS AND DUST DAILY BEYOND CONSTRUCTION LIMITS.

NUMBER	DESCRIPTION
--------	-------------

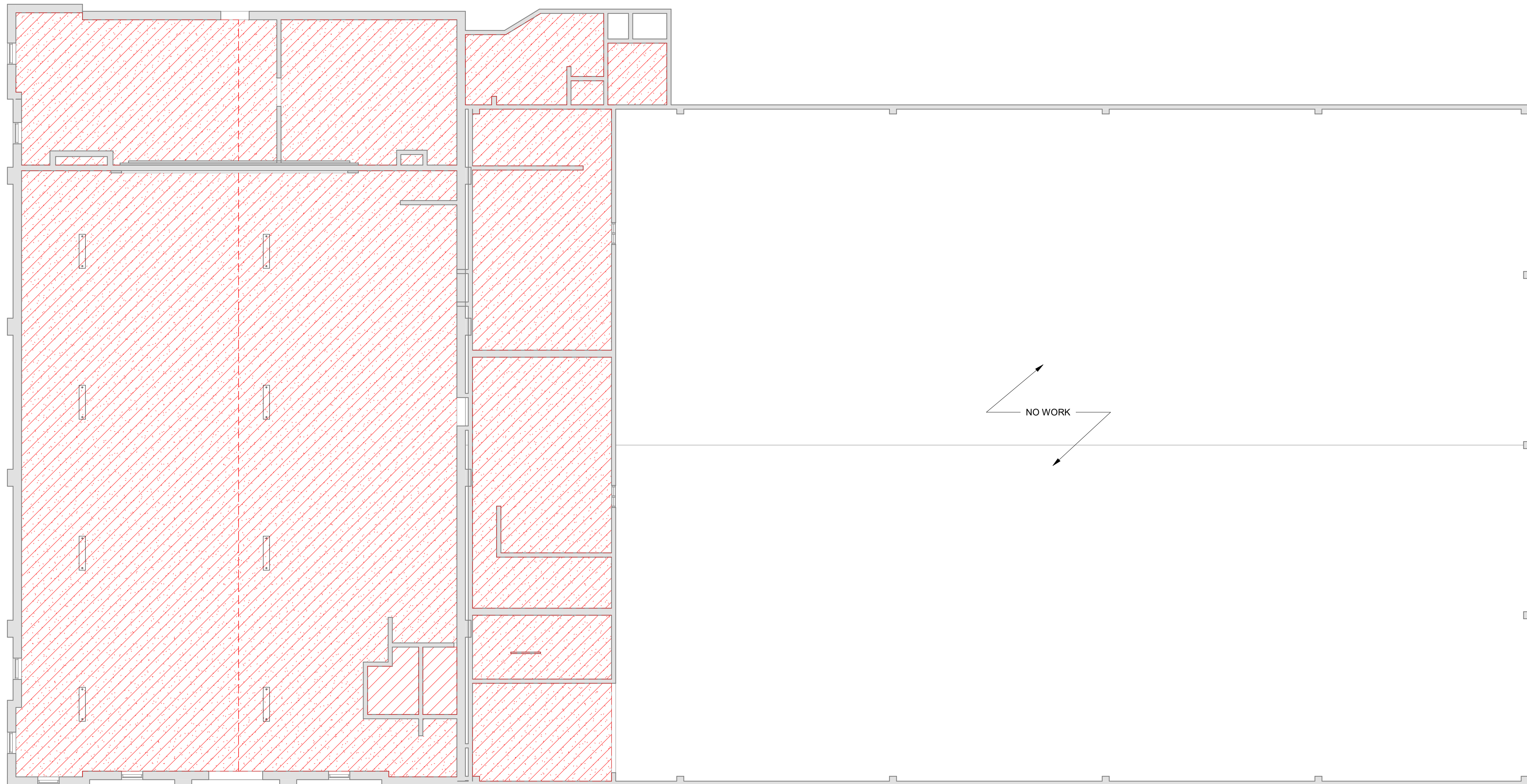
KAHLOTUS SD

[illegible]

PROJ. NO.	2024-030
DRAWN	STT
PROJ MNGR	
DATE	10/31/2025

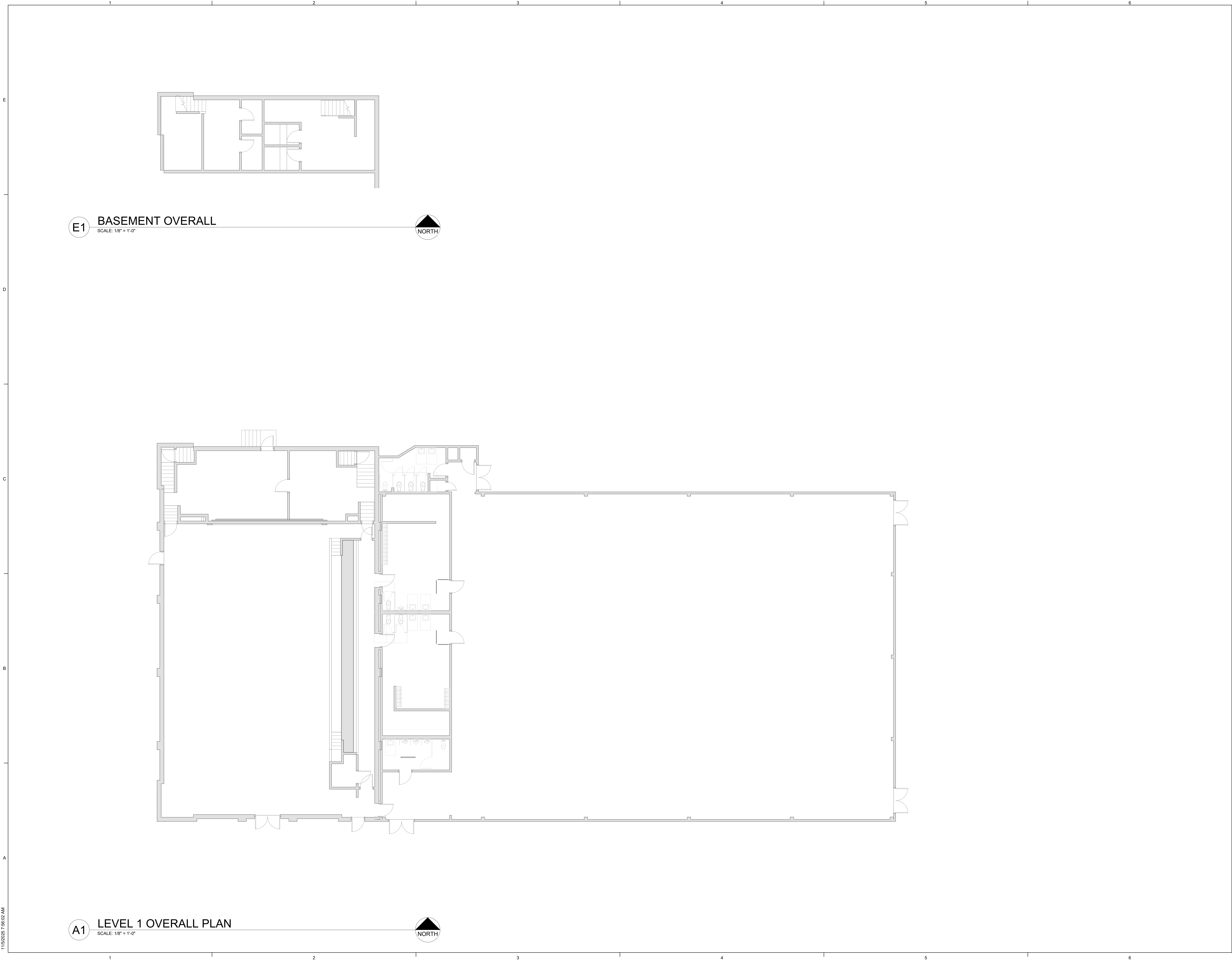
GYM DEMO
REFLECTED
CEILING PLAN

AD101.5



A1 LEVEL 1 DEMOLITION PLAN - CEILING
SCALE: 1/8" = 1'-0"

SCALE: 1/8" = 1'-0"



E1 BASEMENT OVERALL
SCALE: 1/8" = 1'-0"



A1 LEVEL 1 OVERALL PLAN
SCALE: 1/8" = 1'-0"



**KAHLOTUS SD
K-12
MODERNIZATION**

KAHLOTUS SD


**SCHEMATIC
DESIGN**

REV	DATE	DESCRIPTION

PROJ. NO. 2024-030
DRAWN STT
PROJ MNGR
DATE 10/31/2025

© ALSC ARCHITECTS, P.S.

**GYM FLOOR
PLAN**



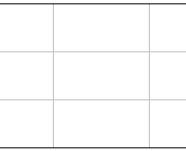
1 LEVEL 1 REFLECTED CEILING PLAN
SCALE: 1/8" = 1'-0"

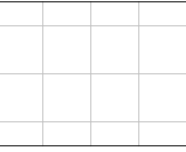



GENERAL NOTES - RCP


1. ALL HEIGHTS LISTED ARE AFF, UNO.
2. ACOUSTICAL CEILINGS ARE AT X'-X", UNO.
3. ALL GYP BD SOFFITS ARE AT X'-X", UNO.
4. ALL GYP BD SOFFITS TO BE PAINTED P-X, UNO.
5. ALL GYP BD WALLS & SOFFITS EXPOSED TO VIEW & / OR ADJACENT TO CEILING CLOUDS SHALL BE PAINTED TO UNDERSIDE OF STRUCTURE. MATCH COLOR OF GYP BD HORIZ SURFACE TO VERTICAL SURFACE.
6. AT ROOMS INDICATED IN THE FINISH SCHEDULE, PAINT OUT ALL VISIBLE CEILING ELEMENTS INCLUDING, BUT NOT LIMITED TO, STRUCTURE, MECHANICAL EQUIPMENT, DUCTS, PIPES, ETC. PAINT COLOR AS IDENTIFIED IN FINISH SCHEDULE
7. AT ROOMS WITH EXPOSED STRUCTURE AND/OR CEILING CLOUDS, EXTEND GYP BD AT WALLS TO ROOF DECK ABOVE
8. FOR ROLLER SHADES THAT ARE CEILING MOUNTED, SEE INTERIOR ELEVATIONS AND SPEC SECTION 12 24 13.1 WINDOW SHADE SCHEDULE FOR LOCATIONS.

CEILING TYPE LEGEND

 APC-1

 APC-2

 GYP BD - PAINT AS NOTED

 EXPOSED - SEE FINISH SCHEDULE

ELECTRICAL FIXTURES - SEE ELECTRICAL DRAWINGS
MECHANICAL FIXTURES - SEE MECHANICAL DRAWINGS


CODED NOTES

NUMBER	DESCRIPTION
--------	-------------

REV	DATE	DESCRIPTION

PROJ. NO.	2024-030
DRAWN	STT
PROJ MNGR	
DATE	10/31/2025

© ALSC ARCHITECTS, P.S.



KAHLOTUS SD
K-12
MODERNIZATION

KAHLOTUS SD


SCHEMATIC
DESIGN

REV	DATE	DESCRIPTION

PROJ. NO.	2024-030
DRAWN	STT
PROJ MNGR	
DATE	10/31/2025

© ALSC ARCHITECTS, P.S.

GYM ROOF
PLAN



KAHLOTUS SD
K-12
MODERNIZATION

KAHLOTUS SD

SCHEMATIC
DESIGN

REV	DATE	DESCRIPTION

PROJ. NO. 2024-030
DRAWN STT
PROJ MNGR
DATE 10/31/2025

© ALSC ARCHITECTS, P.S.

HIGH SCHOOL
EXTERIOR
DETAILS